
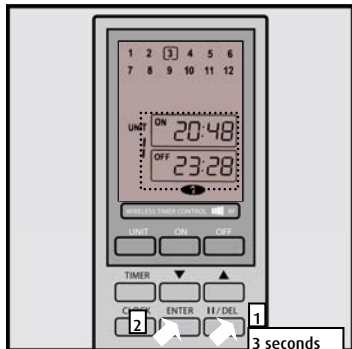


Brisanje programa



[20] (1) Pritisnite TIMER i držite 3 sekunde. (2) Pritisnite \uparrow \downarrow taster za selektovanje programa (1 do 12) kojeg želite da obrišete.




[21] (1) Pritisnite || /DEL i držite 3 sekunde. (2) Pritisnite ENTER. Sačekajte 10 sekunde (ili pritisnite TIMER) za izlazak iz programskog moda.

Remarks **Reminders**

- This product must be used in combination with at least one COCO receiver. The wireless system can be expanded indefinitely with other COCO remote controls and/or receivers.
- This product is a combination of a remote control and a timer. Remote control: Control one (or more) COCO receiver(s). Timer: Switch a COCO receiver on and off at the desired time.
- If the product does not work or does not work properly:
 - Check the correct placement and/or function of the batteries (replace if necessary).
 - Check step for step whether everything is programmed correctly.
 - Make sure the set "house code" (see [4]) of this product is the same as on the COCO receiver(s) that are to be controlled. The numeric code of the receiver(s) must match the channel ("Unit") on this product (see [9]).
 - Perhaps someone nearby is using the same house code. Set the wireless COCO system to another letter code combination.

 **Dimming function**

- The dimming function only works if the concerned receiver is suitable for this function. For more details concerning the dimming function, see the manual for the dimmer receiver.
- The dimming function cannot be pre-programmed with the timer.
- Do not program dimmer receivers and on/off receivers for operation with the same button on the remote control.
- Do not program multiple dimmer receivers for operation with the same button on the remote control; use separate buttons.

 **Safety instructions**

- Remove the battery from this product if it will not be used for an extended period.
- Do not attempt to repair this product. If the product is damaged or if you are in doubt about the proper operation, take the product back to the place of purchase.
- Never use COCO products for life support systems or other applications in which equipment malfunctions can have life-threatening consequences.
- Do not use the product in damp areas. Clean the device with a clean cloth.

Power

- Replace the 12 V alkaline battery if the transmit indicator no longer lights when the ON or OFF button is pressed.
- Replace the flat 3 Volt battery when the low-battery indicator appears on the screen. This will erase the timer memory. After you do this, program the remote control and the timer again.
- Only use a 3 Volt CR2032 lithium battery and a 12 Volt A23 alkaline battery.
- Do not throw the batteries into an open fire.
- Respect the local regulations when disposing of batteries.

Wireless

- This product works using a radio signal that passes through walls, windows and doors. The range is maximum 75 metres in the open air. The range indoors is strongly influenced by local conditions such as concrete, glass and metals. On average, the indoor range is approximately 30 metres.
- New double glass often includes a thin metallic layer. This type of glazing ("**HR glass**") allows most visible light to pass through but has a negative impact on radio signals. If there is HR glass between the transmitter and receiver, you should expect a significant reduction of the range of the wireless signal.
- This product operates at a frequency of 433.92 MHz. It complies with the essential requirements and other conditions of R&TTE Directive 1999/5/EC and can be used in all EU countries.
- There may be restrictions on the use of this device outside the EU. If this device is used outside the EU,



This product complies with the essential requirements and other relevant provisions of the applicable European directives. The Declaration of Conformity (DoC) is available at www.coco-technology.com.



If possible, submit this product for recycling after use. Do not dispose of the product with household trash.

Warranty and copyright

This device is covered by a 2-year warranty that begins on the day of purchase. Visit www.coco-technology.com/warranty for additional information. Reprinting of (portions of) this manual without permission from Pan-Trade International B.V. is expressly prohibited.



PAN-TRADE INTERNATIONAL B.V.

P.O. BOX 126
4760 AC ZEVENBERGEN
THE NETHERLANDS
www.coco-technology.com



Declaration of Conformity

Pan-Trade International BV declares that the COCO product, model:

type designation	TMT-502 REMOTE CONTROL WITH TIMER
item number	74020

is in compliance with the essential requirements and other relevant provisions of directives R&TTE 1999/5/EC, EMC 2004/108/EC and LVD 2006/95/EC and is compatible with the standards EN 300 220-1/3, EN 55015 and EN 301 489-1/3.

Manufacturer / Authorised representative,

